

**How do you
keep your hands
clean when you
handle food?**

Fight BAC! - CLEAN

Lesson In a Box

Activity 1: Activity Sign

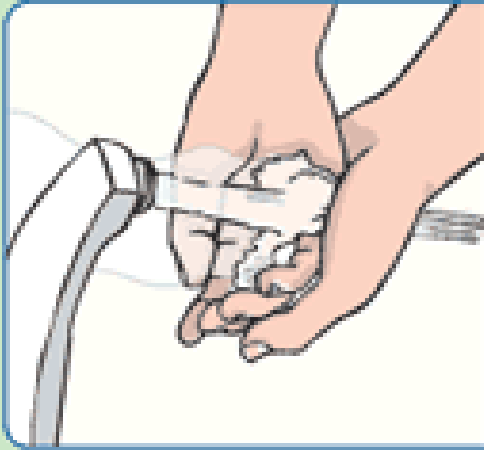
**¿Cómo mantiene
sus manos
limpias al
preparar comida?**

Fight BAC! - CLEAN

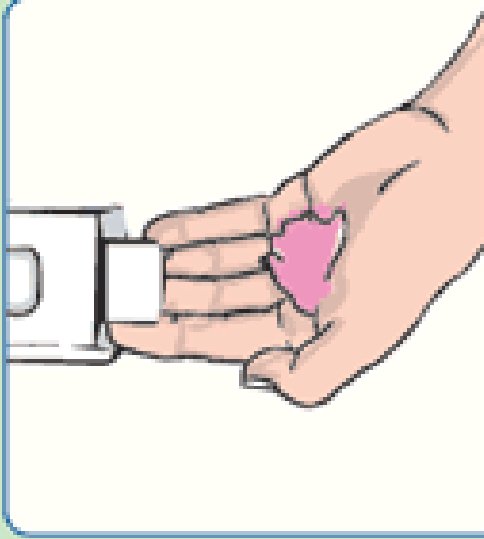
Lesson In a Box

Activity 1: Activity Sign Spanish

FIGHT GERMS BY WASHING YOUR HANDS!



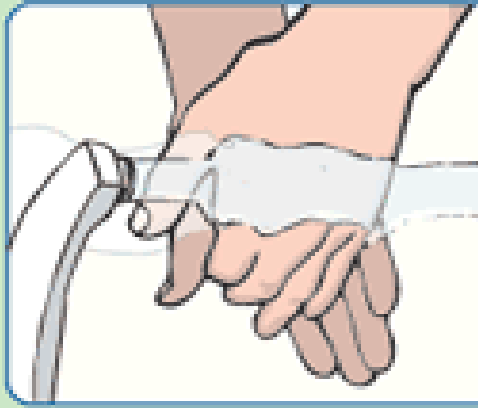
1 Wet your hands



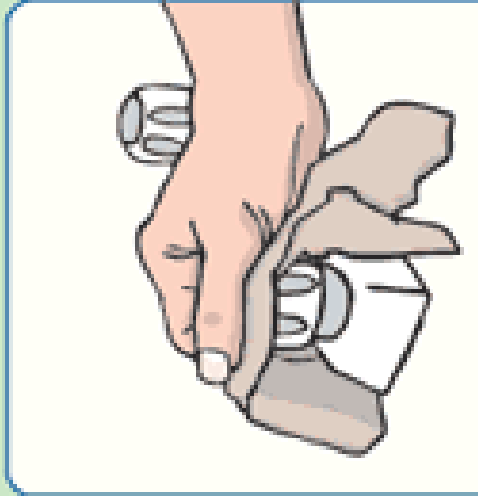
2 Soap



3 Lather and scrub - 20 sec



4 Rinse - 10 sec



5 Turn off tap



6 Dry your hands

DONT FORGET TO WASH:

- between your fingers
- under your nails
- the tops of your hands

Activity 1

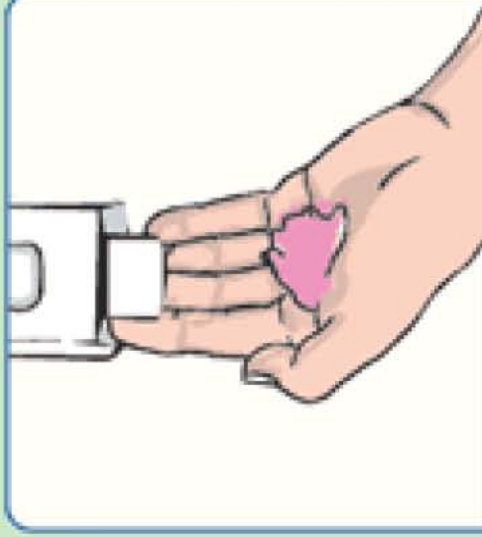
Step-By-Step Hand Washing Image

Fight Germs By Washing Your Hands![Online Image] Image retrieved on June 22, 2010 from www.rvis.edu.bh/page.cfm?p=389

Combata los gérmenes lavándose las manos!



1 Moje sus manos



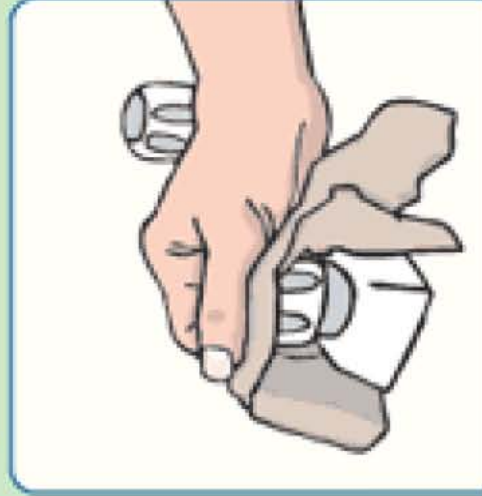
2 Jabón



3 Enjabonar y lavar bien -
20 segundos



4 Enjuagar -
10 segundos



5 Cierre la llave



6 Seque sus manos


No se olvide de lavar:

- entre sus dedos
- debajo de sus uñas
- encima de sus manos

Activity 1

Step-By-Step Hand Washing Image Spanish

Adapted into Spanish from Fight Germs By Washing Your Hands![Online Image] Image retrieved on June 22, 2010 from www.rvis.edu.bh/page.cfm?p=389



seconds


Fight BAC! - CLEAN

Lesson In a Box

Activity 1

20 second sign

(Wash your hands for 20 seconds)



Fight BAC! - CLEAN

Lesson In a Box

Activity 1

20 second sign

Spanish

(Wash your hands for 20 seconds)